

GHSRM06 50W

Standard: GB/T14860和Q/MM162-2013

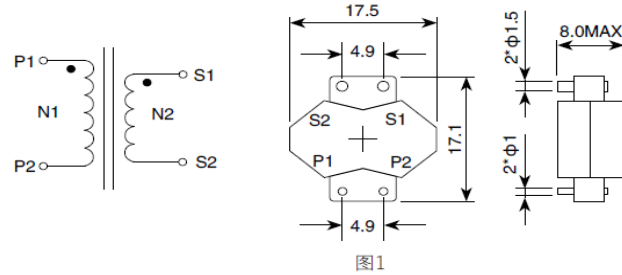



图1

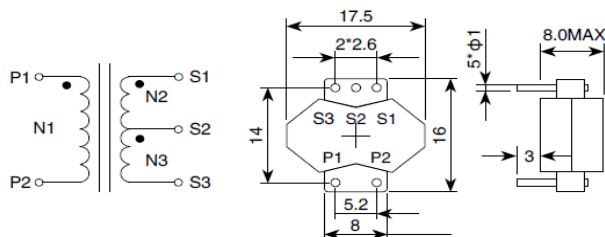


图2

Features and applications:

- RM06 core
- Application as DC/DC
- Output power: 50W MAX
- Working frequency: 200KHz - 500KHz
- Outer dimension: 17.5mm×17.1mm×8mm (MAX)
- HI-POT between (P-S): 1.5KVDC
- Working temperature: -40 °C - 85 °C
- Weight : ≤ 7.0g

Data:

| Part No. | Turn Ratio | Pri N1 (1-4) | | | Sec N2 & N3 | Drawing |
|-------------|------------|-----------------|-----------------------|--------------|--------------|---------|
| | N1:N2:AUX | Inductance (μH) | Leakage Ind. (μH) MAX | DCR (mΩ) MAX | DCR (mΩ) MAX | |
| GHSRM06T201 | 3:2 | 9.5 MIN | 0.5 | 6.6 | 1.5 | 1 |
| GHSRM06T202 | 4:2 | 16.5 MIN | 0.5 | 9.5 | 1.5 | 1 |
| GHSRM06T301 | 6:(1+1) | 125.0 MIN | 0.5 | 18.3 | 1.1 | 2 |
| GHSRM06T302 | 6:(2+2) | 125.0 MIN | 0.5 | 18.3 | 5.5 | 2 |