

50/60HZ PCB MOUNT TRANSFORMERS – EE RANGE

0.35W EE20-6.1 PE20 SERIES

FEATURES:

- It is miniaturised to be easily PCB mounted.
- It has very high insulation of 4000Vrms Hi-pot.
- It accords with UL94V-0 flammability requirements.
- Heat-resistance reaches 130°C

OPTIONS:

- Packaging unit: 50 pieces
- Bulk packaging is standard
- Custom design available

COMMON APPLICATIONS:

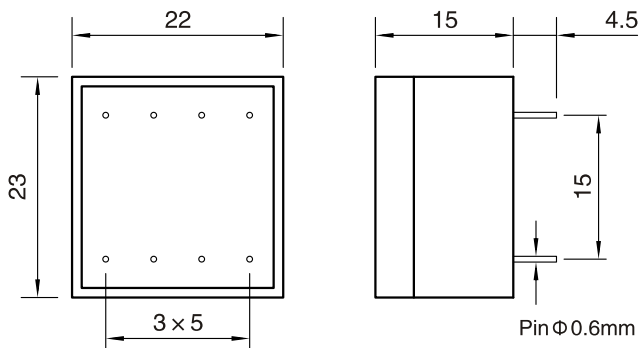
- Medical equipments
- Industrial equipments
- Industrial controls
- Test equipment
- Industrial computers
- Avionics & telecom

ELECTRICAL CHARACTERISTICS (@ 25°C)

Part Number	Primary (V)	Secondary (V/mA)	No-load voltage(V)	Fig.	Part Number	Primary (V)	Secondary (V/mA)	No-load voltage(V)	Fig.
PE200601	230	6 / 58.0	10.80	1	PE200613	115	6 / 58.0	10.80	1
PE200602	230	9 / 39.0	16.50	1	PE200614	115	9 / 39.0	16.50	1
PE200603	230	12 / 29.0	21.90	1	PE200615	115	12 / 29.0	21.90	1
PE200604	230	15 / 23.0	27.00	1	PE200616	115	15 / 23.0	27.00	1
PE200605	230	18 / 19.0	31.50	1	PE200617	115	18 / 19.0	31.50	1
PE200606	230	24 / 14.0	41.70	1	PE200618	115	24 / 14.0	41.70	1
PE200607	230	2 × 6 / 29.0	2 × 10.95	2	PE200619	115	2 × 6 / 29.0	2 × 10.95	2
PE200608	230	2 × 9 / 19.0	2 × 15.60	2	PE200620	115	2 × 9 / 19.0	2 × 15.60	2
PE200609	230	2 × 12 / 14.0	2 × 20.70	2	PE200621	115	2 × 12 / 14.0	2 × 20.70	2
PE200610	230	2 × 15 / 12.0	2 × 26.00	2	PE200622	115	2 × 15 / 12.0	2 × 26.00	2
PE200611	230	2 × 18 / 9.5	2 × 31.20	2	PE200623	115	2 × 18 / 9.5	2 × 31.20	2
PE200612	230	2 × 24 / 7.0	2 × 41.90	2	PE200624	115	2 × 24 / 7.0	2 × 41.90	2

- Frequency 50/60Hz
- Split-bobbin
- Short-circuit-proof
- Potted under vacuum
- Temperature class to 70°C/B
- weight: 0.024kg

PHYSICAL CHARACTERISTICS



All dimensions in mm

TECHNICAL INFORMATION

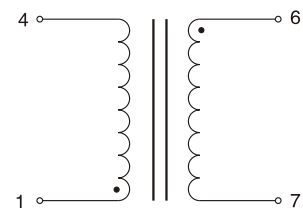


Fig 1

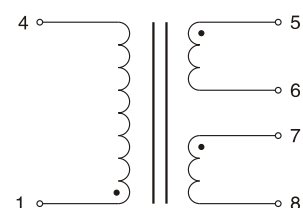



Fig 2

50/60HZ PCB MOUNT TRANSFORMERS – EE RANGE

0.5W EE20-10 PE20 SERIES



FEATURES:

- It is miniaturised to be easily PCB mounted.
- It has very high insulation of 4000Vrms Hi-pot.
- It accords with UL94V-0 flammability requirements.
- Heat-resistance reaches 130°C

OPTIONS:

- Packaging unit: 50 pieces
- Bulk packaging is standard
- Custom design available

COMMON APPLICATIONS:

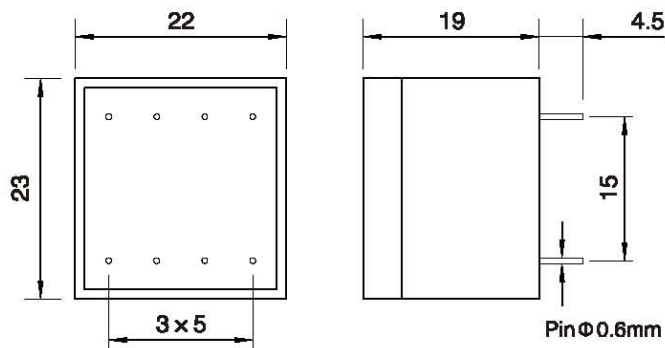
- Medical equipments
- Industrial equipments
- Industrial controls
- Test equipment
- Industrial computers
- Avionics & telecom

ELECTRICAL CHARACTERISTICS (@ 25°C)

Part Number	Primary (V)	Secondary (V/mA)	No-load voltage(V)	Fig.	Part Number	Primary (V)	Secondary (V/mA)	No-load voltage(V)	Fig.
PE201011	230	6 / 83.0	8.90	1	PE201013	115	6 / 83.0	8.90	1
PE201012	230	9 / 55.0	13.50	1	PE201014	115	9 / 55.0	13.50	1
PE201013	230	12 / 42.0	19.40	1	PE201015	115	12 / 42.0	19.40	1
PE201014	230	15 / 34.0	24.60	1	PE201016	115	15 / 34.0	24.60	1
PE201015	230	18 / 28.0	29.50	1	PE201017	115	18 / 28.0	29.50	1
PE201016	230	24 / 21.0	39.60	1	PE201018	115	24 / 21.0	39.60	1
PE201017	230	2 × 6 / 42.0	2 × 9.60	2	PE201019	115	2 × 6 / 42.0	2 × 9.60	2
PE201018	230	2 × 9 / 28.0	2 × 15.20	2	PE201010	115	2 × 9 / 28.0	2 × 15.20	2
PE201019	230	2 × 12 / 21.0	2 × 19.10	2	PE201011	115	2 × 12 / 21.0	2 × 19.10	2
PE201010	230	2 × 15 / 16.0	2 × 23.30	2	PE201012	115	2 × 15 / 16.0	2 × 23.30	2
PE201011	230	2 × 18 / 14.0	2 × 29.20	2	PE201013	115	2 × 18 / 14.0	2 × 29.20	2
PE201012	230	2 × 24 / 10.0	2 × 38.80	2	PE201014	115	2 × 24 / 10.0	2 × 38.80	2

- Frequency 50/60Hz
- Split-bobbin
- Short-circuit-proof
- Potted under vacuum
- Temperature class to 70°C/B
- weight: 0.035kg

PHYSICAL CHARACTERISTICS



All dimensions in mm

TECHNICAL INFORMATION

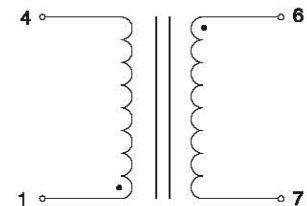


Fig 1

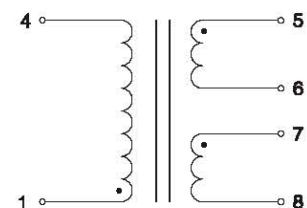


Fig 2