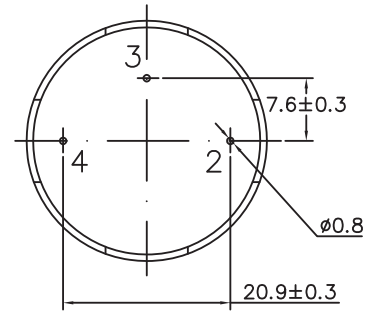
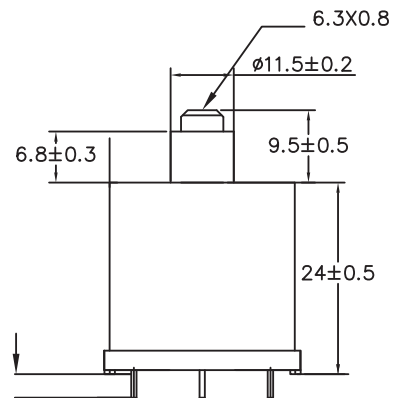


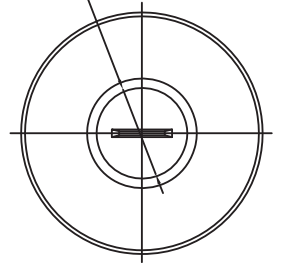
(Mark)	(Qty.)	(EC Content)	(EC Reason)	(EC No.)	(Date)	(Proposer)
△a						
△b						
△c						



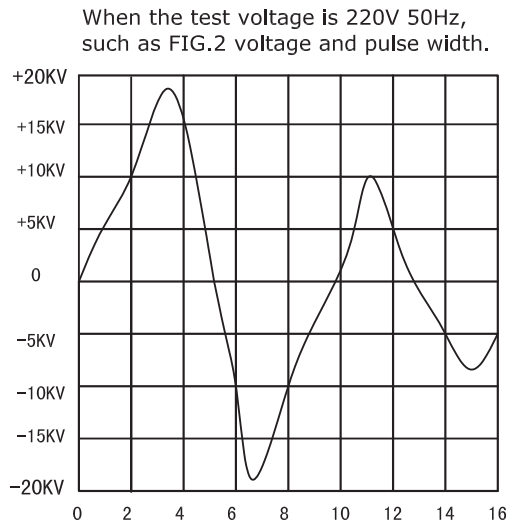
BOTTEM VIEW



SIDE VIEW



TOP VIEW



TYPICAL WAVEFORM AT THE H.V. POINT WITH PULSE WIDTH IN THE TRANSFORMER INTO A 20PF LOAD

FIG.2

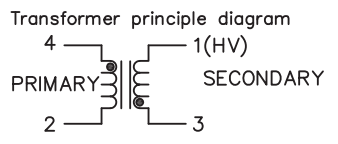
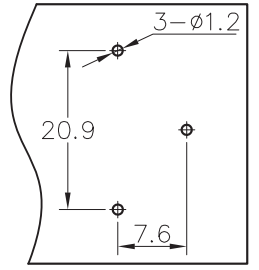


FIG. 3



PCB FIX SIZE

NOTES:

- 1.PRIMARY: 14± 1/2 TURN 1UEW-0.45;
- 2.SECONDARY: 2600 TURN 1UEW-0.06;
- 3.HYPOT 1250VAC. BETWEEN PRIMARY AND SECONDARY;
- 4.THE USE OF TEMPERATURE - 40~85 ° C;
- 5.FILL MATERIAL: EPOXY,VACUUM FORMED;
- 6.PEAK PRIMARY CURRENT: 60 AMPS;
- 7.ADDITIONAL ELECTRICAL SPEC'S.(FOR REF.ONLY)
PRIMARY: 0.037 OHMS ± 30%,5.8uH ± 15%;
SECONDARY:690 OHMS ± 30%,
140mH± 15%;
MEASURED AT 1KHZ,75° F
- 8.SPARK VOLTAGE: >18KV(CL=20PF);
DISCHARGE PULSE:5± 2us;
- 9.INSULATION RESISTANCE >100M OHMS;
- 10.OUTPUT TERMINAL BY TENSION TEST,
DRAWING FORCE GREATER THAN 3kgf.cm;
- 11.OUTPUT TERMINAL WITH A TORSION
TESTER,TORQUE GREATER THAN 8kgf.cm.

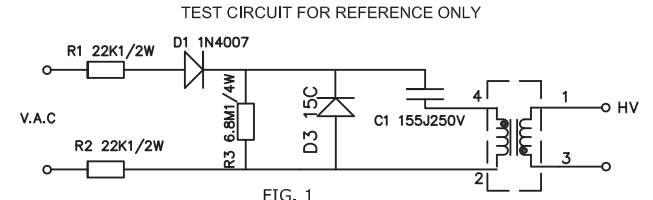


FIG. 1

NOTES:AB points between the trigger voltage is 150V

MAP	A4	PAGE	1	FIRST CORNER		PRODUCT	4010-152		
UNIT	mm	SCALE	1:1			MATERIAL NO.	HT152		
GEI Inc.				APPROVE		DRAWING NO.	4.010.152		
www.gei-inc.com				CHECK		DRAWING NAME	Finished product		
				DESIGN		DRAWING NO.	PDS-HT-004	1.1	